



Certificate of Analysis

Sample: DE10507010-008
Harvest/Lot ID: 9210006
Seed to Sale #1A4000B00010D25000000201
Batch Date : 05/04/21
Batch#: MO44108
Sample Size Received: 2 ml
Total Weight/Volume: N/A
Retail Product Size: 30 ml
Ordered : 05/07/21
sampled : 05/07/21
Completed: 05/12/21 Expires: 05/12/22
Sampling Method: SOP-024

May 12, 2021 | Hemplucid

License # NA
4844 N. 300 W. Ste. 202
Provo, CO, 84604, US



PASSED




Page 1 of 1

PRODUCT IMAGE SAFETY RESULTS



									
Pesticides	Heavy Metals	Microbials	Mycotoxins	Residuals Solvents	Filtration	Water Activity	Moisture	Homogeneity	Terpenes
NOT TESTED	NOT TESTED	NOT TESTED	NOT TESTED	NOT TESTED	NOT TESTED	NOT TESTED	NOT TESTED	NOT TESTED	NOT TESTED

CANNABINOID RESULTS

	Total THC 0.000% TOTAL THC/Container :0.000 mg		Total CBD 0.878% TOTAL CBD/Container :252.873 mg		Total Cannabinoids 0.878% Total Cannabinoids/Container :252.873 mg
--	--	---	--	---	--

CBDV	CBDVA	CBG	CBD	CBDA	THCV	CBGA	CBN	EXO-THC	CBDQ	D9-THC	D8-THC	CBL	THCVA	CBC	D10-THC	CBNA	THCA	CBCA	CBLA		
0.012	ND	ND	0.878	ND	ND	ND	0.002	0.010	ND	0.046	ND	ND	ND	0.026	ND	ND	ND	ND	ND		
0.12	ND	ND	8.78	ND	ND	ND	0.02	0.10	ND	0.46	ND	ND	ND	0.26	ND	ND	ND	ND	ND		
LOD	0.0026237	0.001	0.00219044	2.8E-5	1.1E-5	0.00205806	0.00192419	1.0E-6	0.000237	0.0148	2.2E-5	0.00268886	7	0.00092180	8	0.00071737	4	0.00091019	1.0E-5	0.00210199	0.00116619
	%	%	%	%	%	%	%	%	%	%	%	%	%	%	%	%	%	%	%	%	%

Cannabinoid Profile Test

Analyzed by : 8	Weight : 0.9045g	Extraction date : 05/11/21 01:05:44	Extracted By : 1542
-----------------	------------------	-------------------------------------	---------------------

Analysis Method -SOP-020 (R15)	Reviewed On - 05/12/21 11:40:29	Batch Date : 05/11/21 09:31:57
Analytical Batch -DE001875POT	Instrument Used : Agilent 1100 "Falcon" Running On :	

Reagent	Dilution	Consums. ID	Consums. ID
043021.R11	41	041321	923C4-923AK
043021.R12		0264898	1057-225-000
050721.R09		00302923	
		280674667	
		12104-042CC-042	
		40898-021C4-021AI	

Full spectrum cannabinoid analysis utilizing High Performance Liquid Chromatography with DAD detection (HPLC-UV). Method SOP-022 (R13) for reporting. Lower limit of linearity for all cannabinoids is 1 mg/L.

Label Claim - PASSED

Analyte	LOD	Units	Result
TOTAL CBG		mg	ND
TOTAL CBN		mg	0.718

This report shall not be reproduced, unless in its entirety, without written approval from Kaycha Labs. This report is an Kaycha Labs certification. The results relate only to the material or product analyzed. Test results are confidential unless explicitly waived otherwise. Void after 1 year from test end date. Cannabinoid content of batch material may vary depending on sampling error. IC=In-control QC parameter, NC=Non-controlled QC parameter, ND=Not Detected, NA=Not Analyzed, ppm=Parts Per Million, ppb=Parts Per Billion. Limit of Detection (LoD) and Limit Of Quantitation (LoQ) are terms used to describe the smallest concentration that can be reliably measured by an analytical procedure. RPD=Reproducibility of two measurements. Action Levels are State determined thresholds for human safety for consumption and/or inhalation. The result >99% are variable based on uncertainty of measurement (UM) for the analyte. The UM error is available from the lab upon request. The "Decision Rule" for the pass/fail does not include the UM. The limits are based on F.S. Rule 64-4.310.

Stephen Goldman
Lab Director
State License #
405R-00011 405-00008
ISO Accreditation # 4331.01



Signature

05/12/21

Signed On